



**PREMIUM DIRECT LADDER, 20'
MODEL # 02-CS0000-020
SAFETY AND INSTRUCTION MANUAL
FOR ASSEMBLY AND USE**

WEIGHT CAPACITY IS 300 POUNDS*

* The carrying capacity of 300 pounds is defined as the total combined weight of the hunter, weapon, backpack, and any other accessories carried aloft.

WARNING:

- WATCH THE ENCLOSED SAFETY VIDEO BEFORE ATTEMPTING TO ASSEMBLE OR USE THIS PRODUCT.
- PLEASE COMPLETELY READ AND FOLLOW THIS SAFETY MANUAL AND ALL WARNING LABELS BEFORE ASSEMBLING, INSTALLING, OR USING THIS PRODUCT.
- IF YOU HAVE QUESTIONS, IF YOU ARE UNSURE ABOUT ANY INFORMATION, OR NEED ADDITIONAL INFORMATION CONCERNING YOUR DIRECT OUTDOOR PRODUCTS™ CLIMBING AIDS, CONTACT OUR CUSTOMER SERVICE DEPARTMENT.
- KEEP AND MAINTAIN THIS SAFETY & INSTRUCTION MANUAL IN A SAFE LOCATION FOR FUTURE REFERENCE.

DIRECT OUTDOOR PRODUCTS
11500 South Pipeline Road
Ft. Worth, TX 76040
Phone: 1-877-284-9005
E-mail: customerservice@directoutdoorproducts.com



SAFETY PRECAUTIONS

Please read the following instruction manual and warning labels completely before using this product. Failure to understand and execute the instructions and warnings may result in serious injury or death. In the event of an accident, a rescue plan must be in place and able to be incorporated immediately.

WARNINGS:

WATCH THE ENCLOSED SAFETY VIDEO BEFORE ATTEMPTING TO ASSEMBLE OR USE THIS PRODUCT.

REMEMBER: Falls can occur at any time!

ALWAYS wear a Fall Arrest System after leaving the ground.

NEVER modify or alter your Tree/Ladder Stand. Improper installation or adjustment may cause serious injury or death. If any parts are missing or damaged, you must only use Direct Outdoor Products™ certified replacement parts. Using any other replacement parts will void product warranty. If you think parts are missing or damaged, **STOP IMMEDIATELY** and contact Direct Outdoor Product's Customer Service Department.

ALWAYS inspect for any damaged or missing pieces after removing all contents from shipping box. **DO NOT** assemble or use this product if any parts are missing or damaged. Using this product with missing or damaged parts may result in serious injury or death.

ALWAYS inspect the product and the Fall-Arrest System (FAS) for signs of wear or damage before each use. Also inspect to ensure that all welds, nuts and bolts are secure. Pay special attention to the hardware and webbing to make sure that nothing has been frayed or severed. Contact Direct Outdoor Products™ for replacement parts. Destroy all products that cannot be repaired by the manufacturer and/or exceed recommended expiration date. The FAS should be discarded and replaced after a fall has occurred.

NEVER use with a second person. This product is designed for only ONE person.

NEVER exceed the maximum capacity of 300 lbs. Including accessories, gear, and attire. Exceeding the tested weight limit of 300 lbs. may result in serious injury or death.

DO NOT use this product under the influence of alcohol, medication (prescription or non-prescription), or any illegal substance. Using this product while under influence of any of these substances may result in serious injury or death.

DO NOT use this product if you have a history of heart problems, back problems, high blood pressure, impaired vision, equilibrium impairments, if you are not physically fit, well rested, and alert; Or have been advised by a doctor or other healthcare provider not to climb, or have any condition that would impair your ability to climb. Physical ailments can reduce your ability to safely install, utilize, and remove your product. Please consult a physician prior to use.

NEVER use this product when feeling ill or dizzy.

NEVER fall asleep in your stand as you may fall out resulting in serious injury or death.

ALWAYS pull up hunting equipment only after you are secure in the treestand.

NEVER transport any of your equipment with yourself while ascending or descending the tree. You need to have two free hands during ascent and descent for safety. Use a haul line or hoist rope to pull up your gear, unloaded firearm or bow to your Tree Stand or Ladder Stand once you have reached your desired hunting height. Prior to descending, lower your equipment on the opposite side of the tree you are climbing. Make sure that the unloaded firearm's action is open, the safety lock is engaged, and the gun barrel is pointed toward the ground when raising or lowering.

NEVER wear jewelry or loose fitting clothing, which can cause hazardous conditions. Clothing may be caught in your equipment and cause you to fall.

NEVER let children play or use this product. This product is not a toy.

ALWAYS have a minimum three people present when installing or removing this product.

PRACTICE installing this product at ground level to become familiar with it's use.

INSPECT this and all treestands before use and do not store outdoors when not in use!

NEVER store this hang-on stand or any treestand unprotected outside in direct sunlight, in excessive heat, in freezing weather, or in a location available to damage from rodents.

ALWAYS practice installing and removing this device at ground level with others present before attempting to install at a height above ground!

If a fall occurs **DO NOT PANIC!!!** Instead use your personal self recovery plan to safely return to the ground!

SAFETY PRECAUTIONS

WARNINGS CONTINUED:

ALWAYS read and understand these WARNINGS & INSTRUCTIONS before using this product and your FAS each season. Practice at ground level prior to using at elevated positions. Maintain the WARNINGS & INSTRUCTIONS for later review as needed (review instructions at least annually), and for instructions on usage to anyone borrowing your stand. Use all safety devices provided with this product. Never exceed weight limit specified by the manufacturer. If you have any questions after reviewing the WARNINGS & INSTRUCTIONS, please contact DIRECT OUTDOOR PRODUCTS™.

ALWAYS attach your Full Body Harness in the manner and method described by the manufacturer. Failure to do so may result in suspension without the ability to recover into your Tree Stand or Ladder Stand. Beware of hazards associated with Full Body Harnesses and the fact that prolonged suspension in a harness may be fatal. Have a rescue in place, including the use of cell phones or signal devices that may be easily reached while suspended. If rescue personnel cannot be notified, you must have a plan for recover/escape. If you have to hang suspended for a period of time before help arrives, exercise your legs by pushing against the tree or some other form of continuous motion. Failure to recover in a timely manner could result in serious injury or death. If you do not have the ability to recover/escape, then hunt from the ground.

A Full Body Harness must be worn at all times when installing or removing this product!

ALWAYS hunt with a buddy and a plan. Before you leave home, let others know your exact hunting location, when you plan to return & who is with you.

ALWAYS carry at least one emergency signal device such as a cell phone, walkie-talkie, whistle, signal flare, personal locator device (PLD), and flashlight on your person at all times and within reach even while you are suspended in your Fall Arrest System. Watch for changing weather conditions that may make hunting from an elevated platform unsafe. In the event of an accident, remain calm and seek help immediately.

ALWAYS know your physical limitations. Don't take chances. If you start thinking that you are too high, THEN YOU ARE TOO HIGH! Instead, choose a minimum height that will allow for safe, effective, and comfortable hunting.

NEVER use this product for any use other than hunting. DIRECT OUTDOOR PRODUCTS™ Tree Stands, Ladder Stands, and Climbing Sticks are designed for hunters to wear a Full Body Harness. If you are not completely comfortable and confident with your ability to safely install, ascend, descend and hunt using a Full Body Safety Harness and this product, then **DO NOT PROCEED!**

NEVER lend this product to anyone unless they have watched the Safety DVD, read the manual, and fully understand the instructions and warnings provided.

NEVER use during inclement weather. DO NOT use during thunderstorms or any other weather conditions that include (but not limited to) lightning, high wind, freezing rain. Your product must always be free from moisture, mud, frost, snow, ice or any other slippery surface that may compromise your safety and could potentially create dangerous conditions.

NEVER adjust your stand while in use. Always ensure that you and your ladder stand are safely secured to a healthy tree.

NEVER use this product on a dead, leaning, diseased tree or on a utility pole. A checklist for selecting a safe tree is also included in the instructions. Your Tree Stand / Ladder Stand must be attached tightly to the tree and secured in place. If the stand is not secure, it may shift while in use, and may result in serious injury or death.

NEVER rely on a tree branch for support.

NEVER jump on the platform or ladder of any treestand!

NEVER stand on the seat, arm rest, or gun rest!

CLIMBING AIDS must be placed at a height on the tree so that they extend above the platform!

When using a climbing belt to ascend the tree, the full body harness should be attached to the tree prior to stepping down into the treestand!


Sectional ladders shall not be more than 18 inches apart.

CHECK every ladder section before leaving the ground: Make sure each section is secure with the attachment strap and that all contact points are contacting solid material and not loose bark!

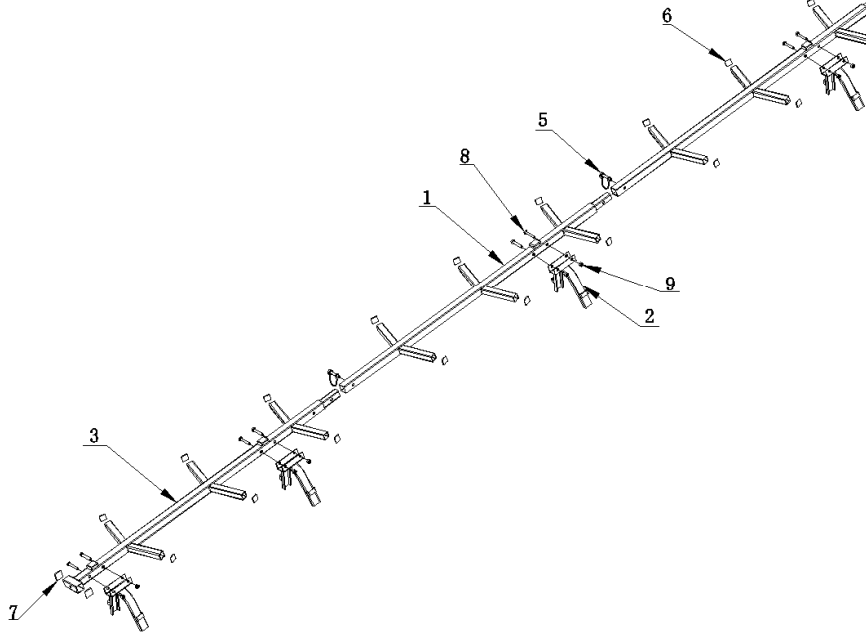

ASSEMBLY INSTRUCTIONS

1. Examine the shipping box for damage
2. Unpack all components and place on a clean surface
3. Using the parts list on page 6, verify that all components are present
4. Attach the Tree Claws to the Ladder Sections using the hardware shown on page 6
5. Assemble the ladder sections with the Quick Clips according to the diagram on page 6
6. Thread the Cam Buckle Straps thru the Tree Claws as shown on Page 6
7. Locate a healthy, straight tree that is between 9" and 20" in diameter
8. Ensure that there are no vines, tree branches, or other obstructions present that would interfere with the safe installation and use of the ladder
9. Clear away from the base of the tree any leaves, tree limbs and debris of any kind
10. Place the assembled ladder against the tree trunk with the base resting on firm, dry ground
11. Ensure that the Tree Claws are all resting against the tree trunk
12. Secure the bottom section to the tree using the first two Cam Buckle Straps as shown on page 6
13. **STOP! Before proceeding you must put on a full-body-harness and climbing belt!**
14. Using the full-body-harness and climbing belt; begin climbing the bottom section only high enough to safely reach and secure the next tree strap
15. Repeat step 14 to secure the remaining Cam Buckle Straps as you climb

ASSEMBLY DIAGRAMS and PARTS LIST



CAM BUCKLE STRAP



CAM BUCKLE DETAIL

02-CS0000-020 PARTS LIST			
ITEM #	PART #	DESCRIPTION	QTY
1	HE022-2110	MIDDLE LADDER SECTION	3
2	HE022-2115	TREE CLAW	7
3	HE022-2210	BOTTOM LADDER SECTION	1
4	HE022-2310	TOP LADDER SECTION	1
5	HE022-2403	QUICK CLIP	4
6	91250032B	25mm PLUG	30
7	91300042B	30mm PLUG	3
8	10080505B	M8 x 50mm HEX HEAD BOLT	14
9	41080002B	M8 LOCK NUT	14
	HE022-2401	9.5' CAM BUCKLE STRAP	7
	HE022-2402	CARRY STRAP	1
	02-CS020-MAN	INSTRUCTION MANUAL	1
	99-SAFE09-DVD	SAFE TREESTAND HUNTING DVD	1

LIMITED WARRANTY POLICY

Limited Warranty Periods

- **Hunting Equipment:** 1 Year (12 months) from the date of purchase.
- **Trailer Products:** 1 Year (12 months) from the original date of purchase.
- **Hydraulic Cylinders, Rams, Hose Assemblies, and Fittings:** 2 Years (24 months) from the date of purchase.
- **Sub-component Items:** Many sub-component items are warranted separately by the respective manufactures and are covered by warranty of their manufacturer. Examples of such items may include safety harnesses and tie-down systems, wheels, tires, axles, bearings, lights, straps, chain, hardware and like items. The sub-components original manufactures product warranty supersedes and takes precedence over this limited warranty policy.

NOTE: ALL WARRANTY CLAIMS MUST BE PREAPPROVED BY THE MANUFACTURER (THE COMPANY) TO BE VALID.

Products are warranted to be free of defects in materials and/or workmanship for the warranty period. Under this limited warranty, the Company shall be limited to repairing or replacing, at its option, for the warranty period, those parts returned to the factory, freight prepaid, which in the opinion of the Company shall prove to be defective in materials or workmanship, under normal use and service. This warranty will not apply unless the product is installed, used and maintained in accordance with the Manufacturers installation, operation and maintenance instructions.

This warranty applies to the **ORIGINAL** purchaser only, and is non-transferable. The Company warrants the products to be free of defects in material and workmanship but, does not cover normal maintenance or adjustments, damage or malfunction caused by: improper handling, installation, abuse, misuse, negligence, carelessness of operation or normal wear and tear. In addition, this warranty does not cover equipment when repairs or alterations have been made or attempted without the express written consent of the company. Product repairs not covered by the warranty, and product updates, will be provided at the prevailing rate.

The Company is not responsible for damage caused by accident, negligence, abuse, overloading, misapplication, or misuse of the products. It is solely the purchaser's responsibility to determine the suitability of these products for the particular application. **Limitations:** All other obligations or liabilities, including incidental or consequential damages or contingent liabilities arising out of the failure of any parts to operate properly are hereby excluded, including but not limited to any damages resulting from loss of use, inconvenience, loss of time, commercial loss, or any other type of damages general or specific, foreseen or unforeseen, unless applicable state law provides otherwise.

THIS WARRANTY IS EXCLUSIVE AND IS LIEU OF ALL OTHER WARRANTIES EXPRESSED OR IMPLIED INCLUDING ANY IMPLIED WARRANTY OR MERCHANTABILITY OR ANY IMPLIED WARRANTY OF FITNESS FROM A PARTICULAR PURPOSE, AND ALL SUCH IMPLIED WARRANTIES ARE EXPRESSLY EXCLUDED.

THE REMEDIES DESCRIBED ARE EXCLUSIVE AND IN NO EVENT SHALL THE COMPANY, NOR ANY SALES AGENT OR OTHER COMPANIES AFFILIATED WITH IT OR THEM, BE LIABLE FOR SPECIAL CONSEQUENTIAL OR INCIDENTAL DAMAGES FOR THE BREACH OF OR DELAY IN PERFORMANCE OF THIS WARRANTY. THIS INCLUDES, BUT IS NOT LIMITED TO, LOSS OF PROFIT, RENTAL OR SUBSTITUTE EQUIPMENT OR OTHER COMMERCIAL LOSS.

This warranty shall be governed by the laws of the State of Texas, and shall be subject to the exclusive jurisdiction of the Court in the State of Texas in the County of Tarrant.

RETURNS: Products may not be returned without written approval (Return Material Authorization) from the Company.